

CILINDRO

SMAC- 12.



PROJECT

DATE

COMMENTS

STANDARD FEATURES

- Spun aluminum housing
- Regressed mounting canopy for fast heat dissipation
- Die-cast clip and hang wall plate
- Ceiling mount, stem mount or wall arm mount
- LED Source with integral Dimmable 0-10V driver



SERIES	MODEL	LAMP	VOLT	LUMENS	CCT	CONTROL	REFLECTOR	COLOR	OPTIONS
SMAC-12	900	LED16W	120-277UNV 277-347UNV	2200	3500	0-10V DIM	AC= CLEAR CONE GC= GOLD CONE WC= WHITE CONE BB= BLACK BAFFLE WB= WHITE BAFFLE	TAL: Textured Aluminum TBK: Textured Black TBZ: Textured Bronze TWH: Textured White	MS= MOTION SENSOR RD= REMOTE DIMMING BT= BLUETOOTH EM= EMERGENCY BACKUP PE1= PHOTOCELL 120V PE2= PHOTOCELL 277V CM= CEILING MOUNT WAM= WALL ARM MOUNT SM6= 6" STEM SM12= 12" STEM SM18= 18" STEM SM24= 24" STEM SMCL= CUSTOM STEM LENGTH
				2265	4000				
				2335	5000				
		3,000		3500					
		3,100		4000					
		LED20W							

ORDERING INFORMATION

SERIES	MODEL	LAMP	VOLT	LUMENS	CCT	CONTROL	REFLECTOR	COLOR	OPTIONS

ORDERING EXAMPLE: SMAC-12 – 900 – L ED 20W - 120-277 UNV - 2265 - 4000 - 0-10V DIM - BB - TAL - CM

Consult factory for voltage and other lamp options.

Product specifications subject to change without notice.

1. Programmable drivers at the PACE factory

2. Color tunable

3. Capable of remote dimming

4. Can be equipped with motion sensors for on/off functioning

5. Can be equipped with light sensors for dusk-to-dawn automatic on/off operation

6. Bluetooth commissioning sensor capability for Android and iOS



PACE Illumination 5500 West 111th Street | Oak Lawn, Illinois 60453 | 708-499-1700 | quotes@paceillumination.com

Although PACE has prepared the information contained in this document with all due care, PACE does not warrant or represent that the information is free from errors or omission. Whilst the information is considered to be true and correct at the date of publication, changes in circumstances after the time of publication may impact on the accuracy of the information. The information may change without notice and PACE is not in any way liable for the accuracy of any information printed and stored or in any way interpreted or used.

REV DATE:
04162024

In the interest of product improvement, Pace reserves the right to make technical and product specification changes without notice. Consult factory for voltage and other lamp options.

CILINDRO.

Wall Mount, Pendant, Stem mounts.



SIZES

- 12" diameter

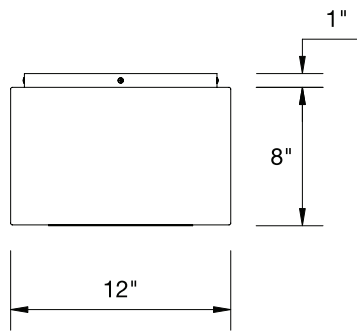
MOUNTING

- Wall
- Ceiling
- Stem mounts

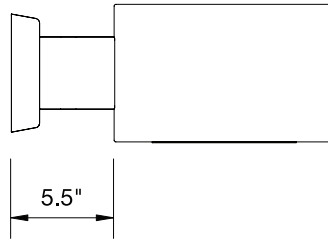
COLOR

- Textured or smooth polyester powder coat finishes
- RAL colors available

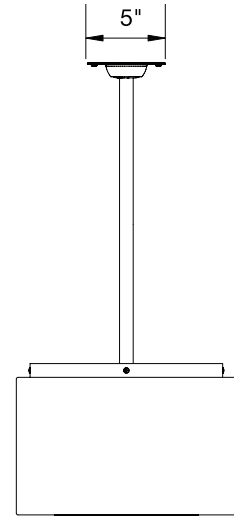
DIMENSIONS



CM = ceiling mount

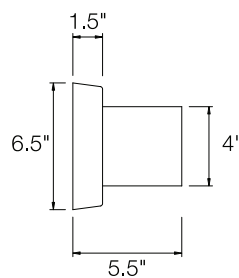


WAM = wall arm mount

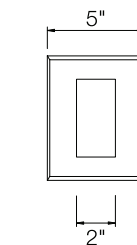


SM = stem mount

Wall arm mount detail



Side View



Canopy Details



PACE Illumination 5500 West 111th Street | Oak Lawn, Illinois 60453 | 708-499-1700 | quotes@paceillumination.com

Although PACE has prepared the information contained in this document with all due care, PACE does not warrant or represent that the information is free from errors or omission. Whilst the information is considered to be true and correct at the date of publication, changes in circumstances after the time of publication may impact on the accuracy of the information. The information may change without notice and PACE is not in any way liable for the accuracy of any information printed and stored or in any way interpreted or used.

In the interest of product improvement, Pace reserves the right to make technical and product specification changes without notice. Consult factory for voltage and other lamp options.

REV DATE:
04162024