



NIMBUS

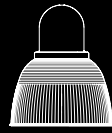
HPDL - Pendant

Three sizes - 12", 18" and 22" diameter

Heavy gauge aluminum construction for efficient heat dissipation

High performance prismatic optics provide high levels of vertical illuminance with minimal glare

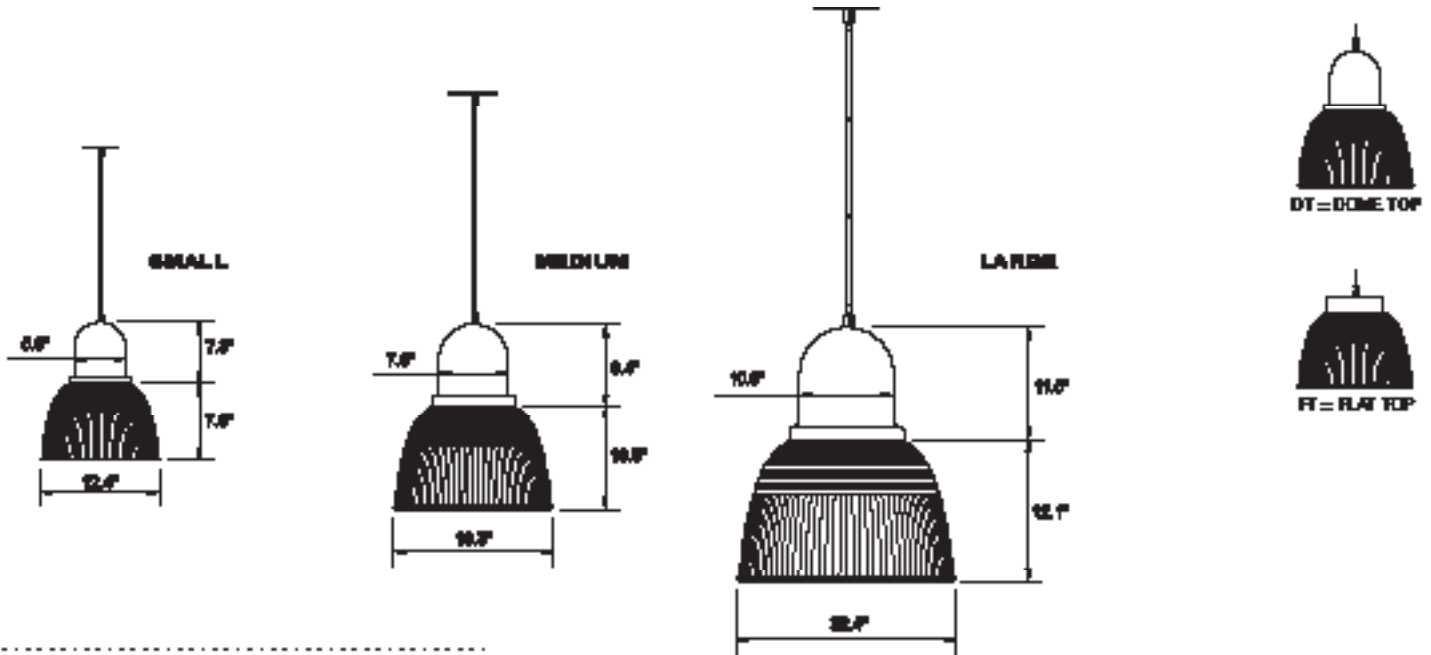
Polyester powder coat finishes



NIMBUS

HPDL - Pendant

DIMENSIONS



SIZE

Small - 12.5" diameter
 Medium - 16.5" diameter
 Large - 22.5" diameter

MOUNTING

Air craft cable, cord or chain

COLOR

Enamel or acrylic polyester powder coat finishes
 RAL colors available

BALLASTS

Compact fluorescent - HFF Electronic
 HID - HFF Magnetic

OPTIONS

Consult factory for details

AVAILABLE LAMP TYPES

AVAILABLE LAMP TYPE	SMALL	MEDIUM	LARGE
Incandescent	100 watts	150 watts	300 watts
Compact fluorescent	2x42 watts	4x42 watts	5x42 watts
High pressure sodium	100 watts	300 watts	400 watts
Metal halide	100 watts	300 watts	400 watts

* Consult technical sheets for specific lamp applications

LISTINGS



Group location listing



Listed to applicable CSA and UL standards

ADDITIONAL STYLES



HPGL



HPAL



HP11 - PDR




HP11 - PCL



HP11 - DBR



HP11 - KNST



NIMBUS


HPDL - Pendant

STANDARD FEATURES

- Three sizes -12", 16" and 22" diameter
- Heavy gauge spun aluminum ballast enclosure for efficient heat dissipation
- High performance prismatic optics provide high levels of vertical illuminance with minimal glare
- HPF ballasts
- Standard artcraft cable suspended
- Optional bottom lens retained by stainless steel clamp band



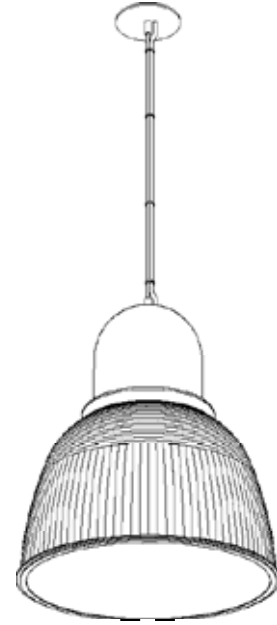
Damp location luminaire



Designed for Maximum Ambient Temperature of 35 degrees Celsius (95 degrees Fahrenheit) – for other applications please consult factory



Listed to applicable CSA and UL standards

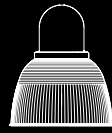


ORDERING CODE GUIDE

SERIES	MODEL	SIZE	STYLE	LAMP	VOLT	COLOR	MOUNTING	OPTIONS
HPDL	500							
		812	DT = dome top FT = flat top ②	INC100 50MH ① 70MH ① 100MH ① 50HPS 70HPS 100HPS PLT70 2 X PLC13 2 X PLC18 2 X PLC26 2 X PLT32 2 X PLT42	120 277 347	<u>TEXTURED FINISHES</u> TAL = textured aluminum TBK = textured black TBZ = textured bronze TWH = textured white <u>SMOOTH FINISHES</u> AL = silverdillo BK = black BY = buttercup yellow DBZ = dark bronze DO = deep orange EG = emerald green RB = royal blue RR = rich red WH = white RAL colors available	ACBXX = Black cord & canopy, Specify length ACWXX = White cord & canopy, Specify length. SMXX = Stem & Canopy, Specify Length HHCP-BK = Hook hanger, black cord and plug HHCP-WH = Hook hanger, white cord and plug	CFL = clear flat lens PDL = prismatic drop lens ⑤ PCL = prismatic conical lens WG = wire guard LS60 = 60% lower shield ⑤ PCR = polycarbonate refractor RMB = remote mount ballast ④ QS = quartz socket QRS = quartz relay & socket SC30 = 30° hang straight in stem mount only Coloured lenses are available - please consult factory
		816		INC150 ① 175MH ① 250MH 250HPS 2 X PLT70 4 X 26PLC 4 X 32PLT 4 X 42PLT				
		822		INC300 ① 400MH 400HPS 4 X PLT70 8 X 26PLC 8 X 32PLT 8 X 42PLT				

Notes:

- ① Open luminaire, use with protected lamp or specify CFL or PCL options
- ② Incandescent or remote ballast only
- ③ Not available in 812 size
- ④ Limited availability, consult factory
- ⑤ Not available with CFL, PDL, PCL or WG



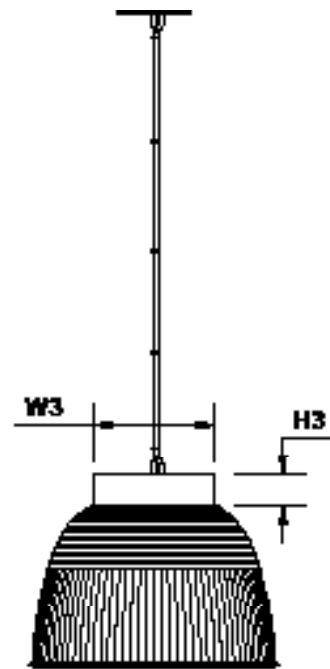
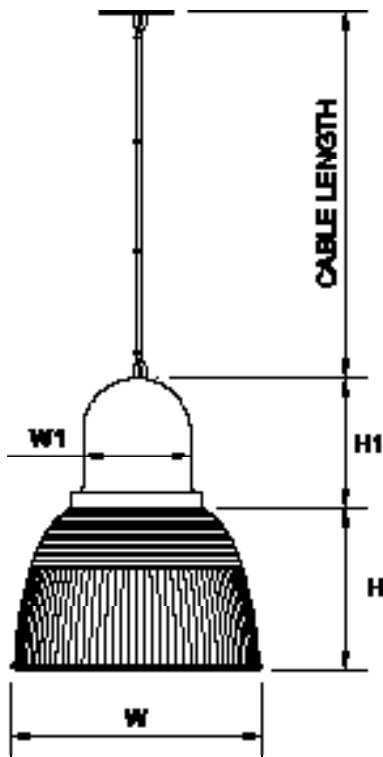
NIMBUS

HPDL - Pendant

DIMENSIONS

DT = Dome top

FT = Flat Top
(Only with remote ballast or incandescent)



	W	W1	W3	H	H1	H3
Small	Ø12.4"	Ø5.5"	Ø6.0"	7.0"	7.3"	2.0"
Medium	Ø16.3"	Ø7.0"	Ø8.0"	10.5"	8.4"	2.0"
Large	Ø22.4"	Ø10.5"	Ø12.0"	12.1"	11.5"	2.5"



NIMBUS

HPGL - Pendant

Three sizes - 13", 17" and 23" diameter

Heavy gauge aluminum construction for efficient heat dissipation

High performance prismatic optics provide high levels of vertical illumination with minimal glare

Heavy gauge aluminum concentric louvers reduce glare and protect lens from impact

Polyester powder coat finish