

# ROBUSTO

## AESW - Shaped Wedge



PROJECT

DATE

COMMENTS

### STANDARD FEATURES

- Architectural Shape Wedge
- Heavy Gauge Formed Aluminum Construction
- High Performance Optical System



SERIES	MODEL	SIZE	LAMP	LUMENS	CCT CRI 80	VOLT	CONTROL	COLOR	OPTICS	MOUNTING	OPTIONS
AESW	1620	S = SMALL L = LARGE	LED	1500 to 6000	K27 = 2700K K3 = 3000K K35 = 3500K K4 = 4000K K5 = 5000K	120/277 UNV	DD = 0-10V Dimming Driver	TAL = Textured Aluminum TBK = Textured Black TBZ = Textured Bronze TWH = Textured White CC = Custom Color RAL = RAL Color	II = TYPE II III = TYPE III V = TYPE V	WMDL = Wall Mount Downlight WMUL = Wall Mount Uplight YM = Yoke Mount 2YM = 2 Yoke Mount BM/S = Bollard Mount Single BM/D = Bollard Mount Double PM = Pole Mount	EM = Emergency Backup MS = Motion Sensor PE1 = Photocell 120V PE2 = Photocell 277V
ORDERING INFORMATION											
SERIES	MODEL	SIZE	LAMP	LUMENS	CCT CRI 80	VOLT	CONTROL	COLOR	OPTICS	MOUNTING	OPTIONS

ORDERING EXAMPLE: AESW - 1620 - L - LED - 4500 - K4 - 120/277 - DD - TWH - III - WMUL - PE1

Consult factory for voltage and other lamp options. Product specifications subject to change without notice.

1. Programmable drivers at the PACE factory
2. Color tunable
3. Capable of remote dimming
4. Can be equipped with motion sensors for on/off functioning
5. Can be equipped with light sensors for dusk-to-dawn automatic on/off operation
6. Bluetooth commissioning sensor capability for Android and iOS



PACE Illumination 5500 West 111<sup>th</sup> Street | Oak Lawn, Illinois 60453 | 708-499-1700 | quotes@paceillumination.com

Although PACE has prepared the information contained in this document with all due care, PACE does not warrant or represent that the information is free from errors or omission. Whilst the information is considered to be true and correct at the date of publication, changes in circumstances after the time of publication may impact on the accuracy of the information. The information may change without notice and PACE is not in any way liable for the accuracy of any information printed and stored or in any way interpreted or used.

In the interest of product improvement, Pace reserves the right to make technical and product specification changes without notice. Consult factory for voltage and other lamp options.

REV DATE:  
10122023

# ROBUSTO

## AESW - Shaped Wedge



### SIZES

- Small = 12" x 21"
- Large = 20" x 36"

### MOUNTING

- Wall Mount, bollard, yoke mount
- See technical data sheets for other mounting

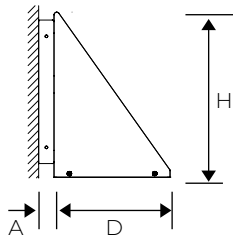
### COLOR

- Textured polyester powder coat finishes

### DIMENSIONS

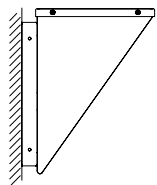
#### WMDL

Wall Mount Downlight



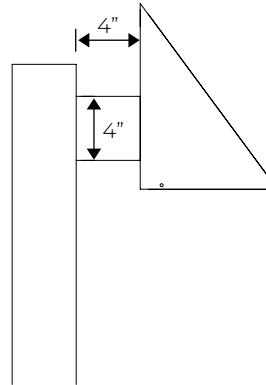
#### WMUL

Wall Mount Uplight



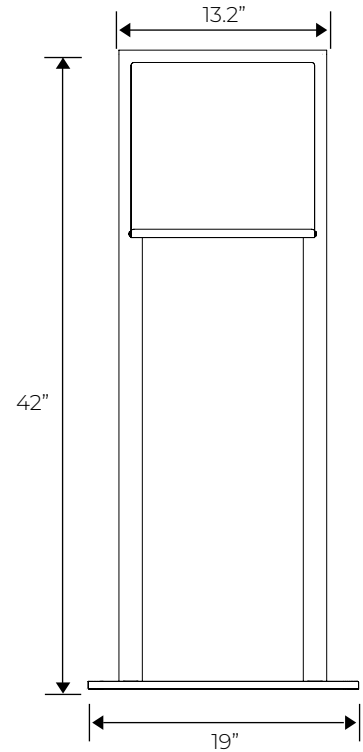
#### PM

Pole Mount



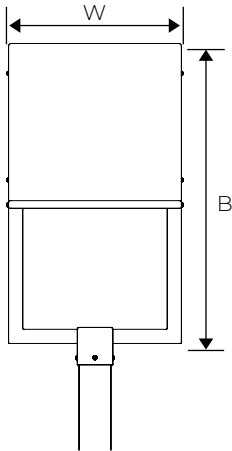
#### BM/S

Bollard Mount Single



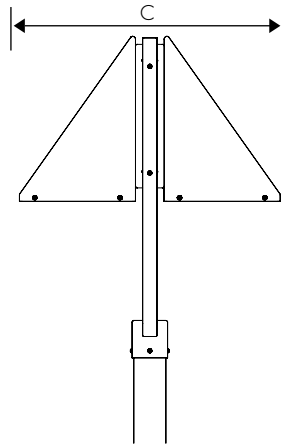
#### YM

Yoke Mount

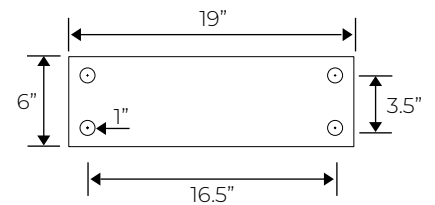


#### 2YM

2 Yoke Mount



#### Bollard Base Detail



	W	H	D	A	B	C	EPA
<b>Small</b>	12"	12"	8"	1.0"	21.0"	18.3"	18
<b>Large</b>	20.0"	20.0"	14.2"	1.5"	36.0"	32.0"	23



PACE Illumination 5500 West 111<sup>th</sup> Street | Oak Lawn, Illinois 60453 | 708-499-1700 | quotes@paceillumination.com

Although PACE has prepared the information contained in this document with all due care, PACE does not warrant or represent that the information is free from errors or omission. Whilst the information is considered to be true and correct at the date of publication, changes in circumstances after the time of publication may impact on the accuracy of the information. The information may change without notice and PACE is not in any way liable for the accuracy of any information printed and stored or in any way interpreted or used.

In the interest of product improvement, Pace reserves the right to make technical and product specification changes without notice. Consult factory for voltage and other lamp options.

REV DATE:  
10122023