

PAMPAS

TPPM - Pendant



PROJECT

DATE

COMMENTS

STANDARD FEATURES

- Classic Architectural Design
- Heavy Gauge Construction Suitable for Indoor/Outdoor Environments
- Extruded And Laser Cut Aluminum Housing
- Milky White Acrylic Lens
- Infinite Applications



SERIES	MODEL	OAH HEIGHT	LED LAMP	LUMENS	CCT CRI 80	VOLT	CONTROL	COLOR	MOUNTING	OPTIONS
TPPM	4000	S = SMALL	18W	2000	K27 = 2700K	120/277 UNV	DD = 0-10V Dimming Driver	TAL = Textured Aluminum	SMXX = Custom Length Stem CM = Ceiling Flush Mount WAM = Wall Arm Mount	PE = Photocell MS = Motion Sensor 30 = 30° Hang Straight Canopy
		M = MEDIUM	35W	4000	K3 = 3000K			TBK = Textured Black		
		L = LARGE	70W	8000	K35 = 3500K K4 = 4000K K5 = 5000K			TBZ = Textured Bronze TWH = Textured White CC = Custom Color RAL = RAL Color		

ORDERING INFORMATION

SERIES	MODEL	OAH HEIGHT	LED LAMP	LUMENS	CCT CRI 80	VOLT	CONTROL	COLOR	MOUNTING	OPTIONS

ORDERING EXAMPLE: TPPM - 4000 - L - LED 70W - 8000 - K35 - 120/277 - DD - TBK - SM06

Consult factory for voltage and other lamp options. Product specifications subject to change without notice.

1. Programmable drivers at the PACE factory
2. Color tunable
3. Capable of remote dimming
4. Can be equipped with motion sensors for on/off functioning
5. Can be equipped with light sensors for dusk-to-dawn automatic on/off operation
6. Bluetooth commissioning sensor capability for Android and iOS



PACE Illumination 5500 West 111th Street | Oak Lawn, Illinois 60453 | 708-499-1700 | quotes@paceillumination.com

Although PACE has prepared the information contained in this document with all due care, PACE does not warrant or represent that the information is free from errors or omission. Whilst the information is considered to be true and correct at the date of publication, changes in circumstances after the time of publication may impact on the accuracy of the information. The information may change without notice and PACE is not in any way liable for the accuracy of any information printed and stored or in any way interpreted or used.

In the interest of product improvement, Pace reserves the right to make technical and product specification changes without notice. Consult factory for voltage and other lamp options.

REV DATE:
10192023

PAMPAS

TPPM - Pendant



SIZES

- Small = 10.5" x 10.5"
- Medium = 14.5" x 14.5"
- Large = 20" x 20"

MOUNTING

- Pendant; 30° swivel canopy standard
- Heavy duty ceiling canopy with 3/4" diameter stem
- See technical data sheet for details

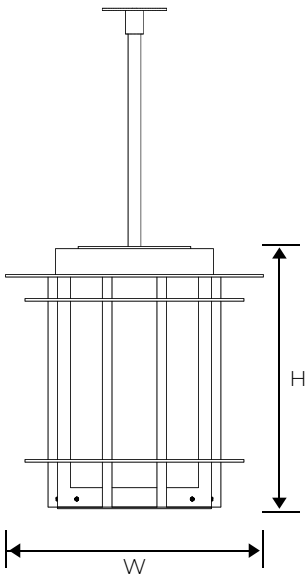
COLOR

- Textured or smooth polyester powder coat finishes
- RAL colors available

DIMENSIONS

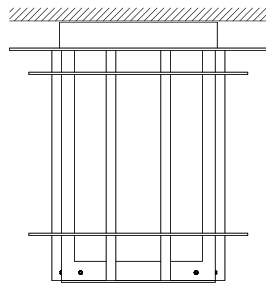
TPPM

Pendant



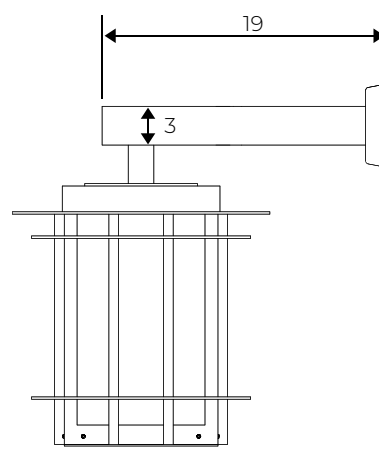
CM

Ceiling Mount



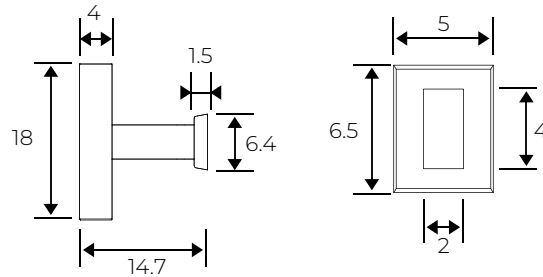
WAM

Wall Arm



WMB

Wall Arm Bracket



	W	H
Small	10.5"	10.5"
Medium	14.5"	14.5"
Large	20"	20"



PACE Illumination 5500 West 111th Street | Oak Lawn, Illinois 60453 | 708-499-1700 | quotes@paceillumination.com

Although PACE has prepared the information contained in this document with all due care, PACE does not warrant or represent that the information is free from errors or omission. Whilst the information is considered to be true and correct at the date of publication, changes in circumstances after the time of publication may impact on the accuracy of the information. The information may change without notice and PACE is not in any way liable for the accuracy of any information printed and stored or in any way interpreted or used.

In the interest of product improvement, Pace reserves the right to make technical and product specification changes without notice. Consult factory for voltage and other lamp options.

REV DATE:
10192023