

AQUAFORMS

AQSQ - Surface Mount




PROJECT

DATE

COMMENTS

STANDARD FEATURES

- Heavy Gauge Aluminum Construction
- Two Sizes: 14" And 19" Square
- Standard and Custom Decorative Designs Available
- Opal Acrylic Lens
- Factory Programmable Driver: 15 to 100 Watts



SERIES	MODEL	SIZE	LAMP	VOLT	LUMENS	CCT	CONTROL	COLOR	OPTIONS
AQSQ	8000	S = SMALL 14" L = LARGE 14"	LED	120/277 UNV	3800	K27 = 2700K	DD = 0-10V	TAL = Textured Aluminum	FW = Four Window SW = Single Window PW = Perforated Window CDFP = Custom Design Front Panel EM = Emergency Backup PE = Photocell MS = Motion Sensor
					3900	K3 = 3000K		TBK = Textured Black	
					4000	K35 = 3500K		TBZ = Textured Bronze	
						K4 = 4000K		TWH = Textured White	
						K5 = 5000K		CC = Custom Color	
								RAL = RAL Color	

ORDERING INFORMATION

SERIES	MODEL	SIZE	LAMP	VOLT	LUMENS	CCT	CONTROL	COLOR	OPTIONS

ORDERING EXAMPLE: AQSQ - 8000 - S - LED - 120/277 - 4000 - K3 - DD - TAL - FW-EM

Consult factory for voltage and other lamp options. Product specifications subject to change without notice.

- | | |
|---|---|
| 1. Programmable drivers at the PACE factory | 4. Can be equipped with motion sensors for on/off functioning |
| 2. Color tunable | 5. Can be equipped with light sensors for dusk-to-dawn automatic on/off operation |
| 3. Capable of remote dimming | 6. Bluetooth commissioning sensor capability for Android and iOS |



PACE Illumination 5500 West 111th Street | Oak Lawn, Illinois 60453 | 708-499-1700 | quotes@paceillumination.com

Although PACE has prepared the information contained in this document with all due care, PACE does not warrant or represent that the information is free from errors or omission. Whilst the information is considered to be true and correct at the date of publication, changes in circumstances after the time of publication may impact on the accuracy of the information. The information may change without notice and PACE is not in any way liable for the accuracy of any information printed and stored or in any way interpreted or used.

In the interest of product improvement, Pace reserves the right to make technical and product specification changes without notice. Consult factory for voltage and other lamp options.

REV DATE:
09192023

AQUAFORMS

AQSQ - Surface Mount



SIZES

- Small = 14" x 14"
- Large = 19" x 19"


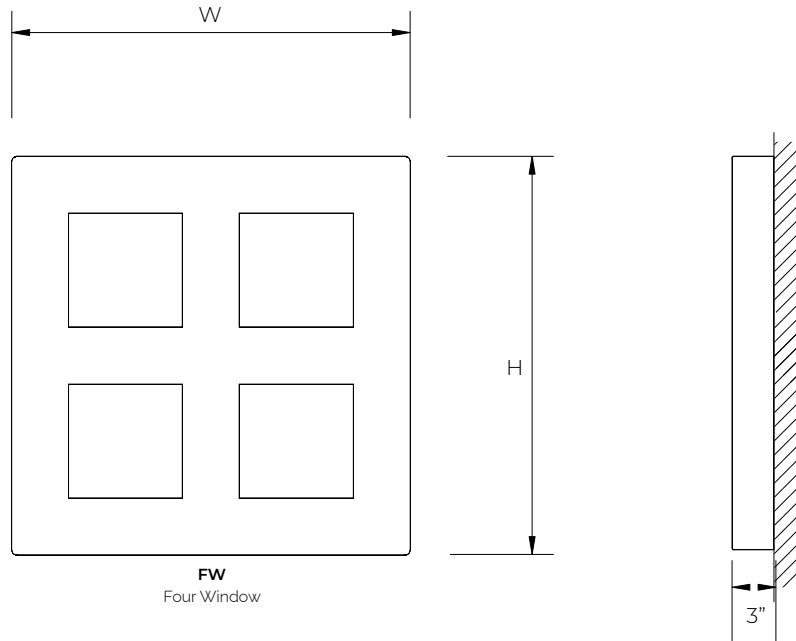
MOUNTING

- Wall Mount
- Surface Mount
- Semi-Recessed


COLOR

- Textured or smooth polyester powder coat finishes
- RAL colors available


DIMENSIONS




SW
Single Window



PW
Perf Window



CDFP
Custom Design Front Panel
(examples)



	W	H
Small	14.0"	14.0"
Large	19.0"	19.0"

