



PACE
ILLUMINATION

AQUAFORMS

NCRL 1 - surface mount

STANDARD FEATURES

- Die-cast aluminum construction with opal glass
- Heavy gauge aluminum ballast housings for HID lamps
- Optional trims
 - Die-cast guards
 - Die-cast top hood
 - Glass diffuser
- Incandescent, compact fluorescent and HID lamp source



Intertek



SERIES	MODEL	STYLE	LAMP	VOLT	LUMENS	CCT	CONTROL	COLOR	OPTIONS
NCRL-1	6200	NG = NO GUARD CG = CAST GUARD TH = TOP HOOD TB = TWIN BAND	10W/LED	120V	800	3000	ELV DIMMER	TAL = TEXTURED ALUMINUM TBK = TEXTURED BLACK TBZ = TEXTURED BRONZE TWH = TEXTURED WHITE	OPL = OPAL POLYCARBONATE LENS EM = Emergency Backup RD = Remote dimming

ORDERING INFORMATION

SERIES	MODEL	STYLE	LAMP	VOLT	LUMENS	CCT	CONTROL	COLOR	OPTIONS

Consult factory for voltage and other lamp options. Product specifications subject to change without notice.

1. Programmable drivers at the PACE factory
2. Color tunable
3. Capable of remote dimming
4. Can be equipped with motion sensors for on/off functioning
5. Can be equipped with light sensors for dusk-to-dawn automatic on/off operation
6. Bluetooth commissioning sensor capability for Android and iOS

Although PACE has prepared the information contained in this document with all due care, PACE does not warrant or represent that the information is free from errors or omission. Whilst the information is considered to be true and correct at the date of publication, changes in circumstances after the time of publication may impact on the accuracy of the information. The information may change without notice and PACE is not in any way liable for the accuracy of any information printed and stored or in any way interpreted or used.

In the interest of product improvement, Pace reserves the right to make technical and product specification changes without notice. Consult factory for voltage and other lamp options.



PACE
ILLUMINATION

AQUAFORMS

NCRL 1 - surface mount

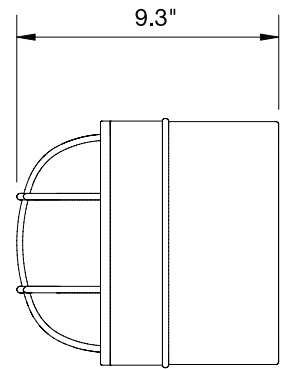
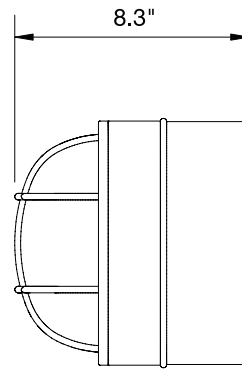
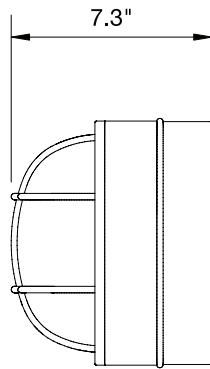
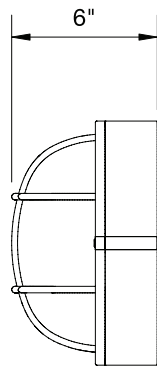
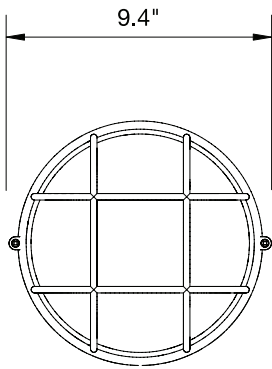
SIZE
9.4" diameter

MOUNTING
Surface wall or ceiling mount

COLOR
Textured or smooth polyester powder coat finishes
RAL colors available

STANDARD

DEEP BACK BOXES

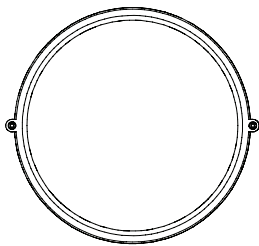


.....#1

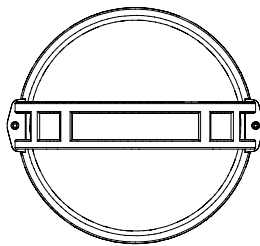
#2

#3

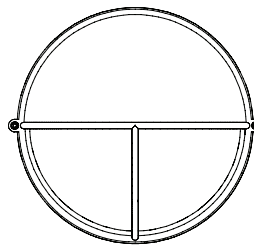
See notes on opposite side of this page for wattages



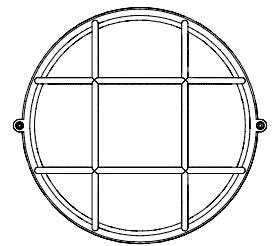
NG = no guard



TB = twin band



TH = top hood



CG = cast guard

Although PACE has prepared the information contained in this document with all due care, PACE does not warrant or represent that the information is free from errors or omission. Whilst the information is considered to be true and correct at the date of publication, changes in circumstances after the time of publication may impact on the accuracy of the information. The information may change without notice and PACE is not in any way liable for the accuracy of any information printed and stored or in any way interpreted or used.

In the interest of product improvement, Pace reserves the right to make technical and product specification changes without notice. Consult factory for voltage and other lamp options.